

Click to view price, real time Inventory,
Delivery & Lifecycle Information ;

560123-0200

Molex

Headers & Wire Housings DuraClik ISL RECPT HSG 2CKT

Any questions, please feel free to contact us.

info@kaimte.com

DuraClik 2.00mm Wire-to-Board Connector System

molex


Now with automotive-grade DuraClik Robust Series Connectors that feature ISL, inertia lock and up to 100N retention force, the DuraClik family provides superior electrical contact reliability, mating retention and design flexibility for high-vibration applications

Features and Advantages

Different circuit options (2 to 15 for standard and TPA, 2 to 12 for ISL) in vertical and horizontal configurations
Offers design flexibility


Audible click sound on mating
Provides mating confirmation

Operating temperature
Up to 105°C operating temperature range allows it to meet passenger compartment requirements



DuraClik Headers

Wide solder tabs designed and tested to SAE automotive vibration standards
Provides secure PCB retention that can withstand upward pull force of 100N (10kgf) to meet automotive vibration requirements




DuraClik Standard Housing

Enclosed contact design
Protects contact against dust and debris
Avoids tangling during harness assembly

Crimp terminal variation
Gold and tin plating available

Inner positive lock
Provides secure mating and space savings
Prevents latch breakage from wire tangling




DuraClik TPA Housing

Inertia lock (2 to 8 circuits)
Prevents half mating, providing secure mating assurance

High operating temperature
Up to 125°C operating temperature range allows it to meet high-level automotive passenger compartment requirements

Terminal Position Assurance (TPA)
Provides 20N terminal retention force and ensures secure terminal retention

High operating temperature
Up to 125°C operating temperature range allows it to meet high-level automotive passenger compartment requirements



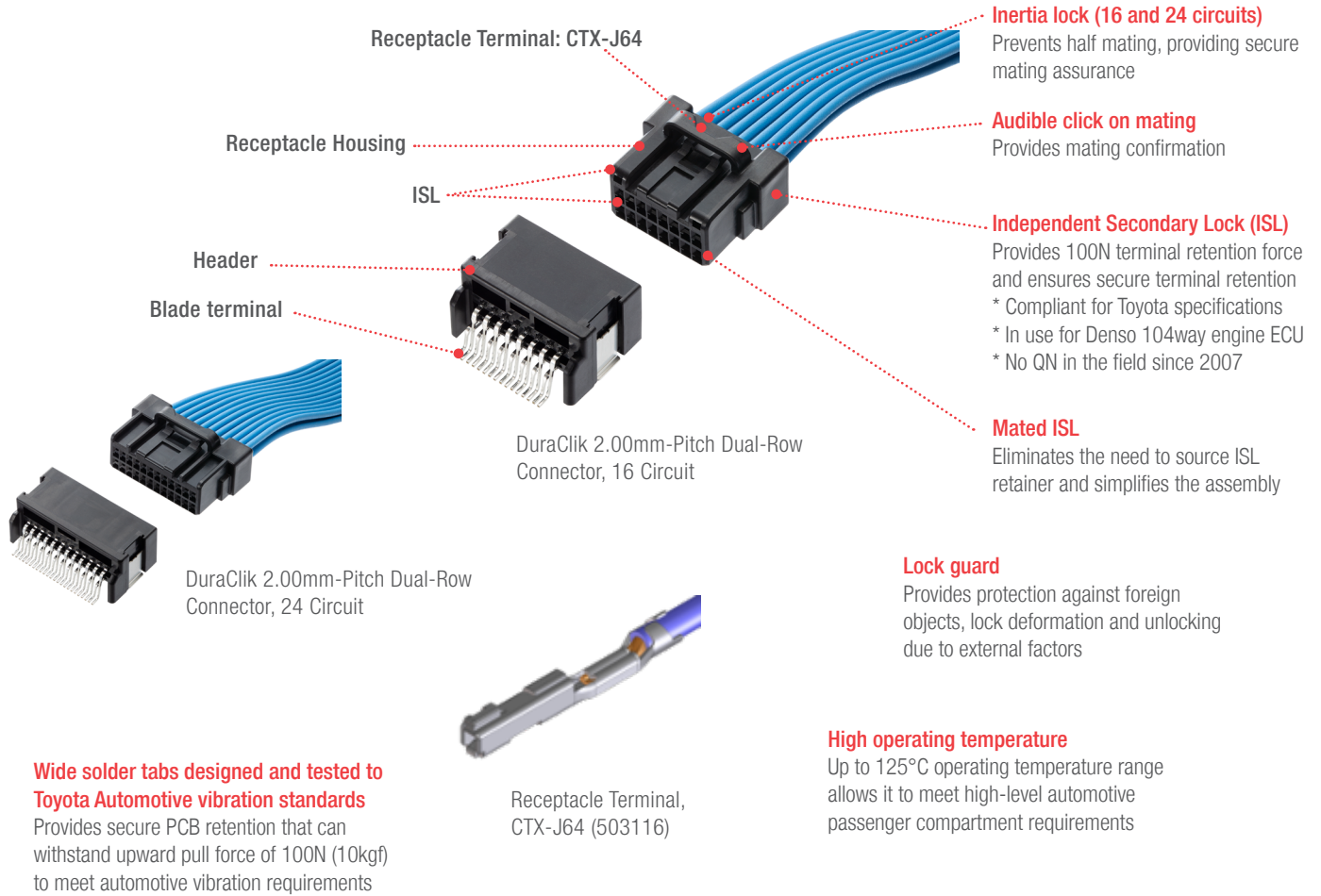
DuraClik ISL Housing

Inner positive lock
Provides secure mating and space savings. Prevents latch breakage from wire tangling

Independent Secondary Lock (ISL)
Can detect incomplete terminal insertion. Provides up to 50N of terminal retention force. Helps position terminals while meeting stringent automotive requirements

DuraClik 2.00mm Wire-to-Board Connector System

molex



Applications

Automotive

Gearshift
Steering switch
Meter system
Door module
Car navigation system
Inner rear-view mirror
Headlight
Seat adjuster
Rear combination lamp
Battery Management System (BMS)
Inverter fastener component

Commercial Vehicle

Tractor
Crane
Industrial machinery
Telematics module
Head-up display

Consumer

LED lighting
IH cooking heater



LED lighting



Gear shift



Telematics module

DuraClik 2.00mm Wire-to-Board Connector System



Specifications

REFERENCE INFORMATION

Packaging:
Header – Embossed tape
Housing, Retainer – Bag
Terminal – Reel
Designed In: Millimeters
RoHS: Yes
Low Halogen: Yes

ELECTRICAL

Voltage (max.): 125V
Current (max.): 3.0A
Contact Resistance (max.): 10 milliohms
Dielectric Withstanding Voltage: 500V AC
Insulation Resistance (min.): 1000 Megohms

MECHANICAL

Contact Retention to Housing:
Standard Version – 9.8N
TPA Version – 20N
ISL Version – 50N
Robust Version – 100N

PHYSICAL

Housing: Standard, ISL and Robust: PBT, TPA: PA
Retainer: PBT
Header Housing: Polyamide
Header Terminal: Copper Alloy
Terminal Contact: Phosphor Bronze
Plating:
Contact Area — Tin or Gold
Solder Tail Area — Tin
Underplating — Nickel
Operating Temperature: -40 to +105°C (Standard)
-40 to +125°C (ISL and TPA)
-40 to +125°C (Robust Series)

Ordering Information

DuraClik Standard

Housing Natural	Housing, Black	Terminal	Circuit	
502351-0200	502351-0201	50212-8000 Tin Plating 24 to 30 AWG	2	
502351-0300	502351-0301		3	
502351-0400	502351-0401		4	
502351-0500	502351-0501		5	
502351-0600	502351-0601		6	
502351-0700	502351-0701		7	
502351-0800	502351-0801		560085-0101 Tin Plating 22 to 26 AWG	8
502351-0900			9	
502351-1000			56161-8081 Gold Plating 22 to 26 AWG	10
502351-1100			11	
502351-1200			12	
502351-1300			13	
502351-1400			14	
502351-1500			15	

DuraClik TPA

Retainer, Gray	Housing, Black	Housing, White	Terminal	Circuit	
505152-0200	505151-0200	505151-0201	505153-8000 Tin Plating 22, 24 AWG	2	
505152-0300	505151-0300	505151-0301		3	
505152-0400	505151-0400	505151-0401		4	
505152-0500	505151-0500	505151-0501		5	
505152-0600	505151-0600	505151-0601		6	
505152-0700	505151-0700	505151-0701		7	
505152-0800	505151-0800	505151-0801		8	
505152-0900	505151-0900	505151-0901		505487-8000 Gold Plating 22, 24 AWG	9
505152-1000	505151-1000	505151-1001		10	
505152-1100	505151-1100	505151-1101		11	
505152-1200	505151-1200	505151-1201		12	
505152-1300	505151-1300	505151-1301		13	
505152-1400	505151-1400	505151-1401		14	
505152-1500	505151-1500	505151-1501		15	

DuraClik 2.00mm Wire-to-Board Connector System



Ordering Information

DuraClik ISL and DuraClik Robust

Retainer, Gray	Retainer, Black	Housing, White	Housing, Black	Housing, Red	Housing, Blue	Terminal	Circuit
560125-0200		560123-0200	560123-0201	560123-0202	560123-0204	560124-0101 Tin plating AVSS 0.3mm ² FLRY-A 0.35mm ² Mocar150C 0.35mm ² 560124-013X Gold plating AVSS 0.3mm ² FLRY-A 0.35mm ² Mocar150C 0.35mm ²	2
560125-0300	560125-0301	560123-0300	560123-0301	560123-0302	560123-0304		3
560125-0400		560123-0400	560123-0401	560123-0402	560123-0404		4
560125-0500		560123-0500	560123-0501				5
560125-0600	560125-0601	560123-0600	560123-0601	560123-0602	560123-0604		6
560125-0800		560123-0800	560123-0801	560123-0802	560123-0804		8
		560123-0900					9
560125-1000		560123-1000					10
560125-1200		560123-1200	560123-1201				12
			206583-0161				16
			206583-0241				24

DuraClik Headers

Right Angle Header					Circuit
Natural, Tin	Black, Tin	Red, Tin	Blue, Tin	Natural, Gold	
502352-0200	502352-0201	502352-0202	502352-0203	502352-0210	2
502352-0300	502352-0301	502352-0302	502352-0303	502352-0310	3
502352-0400	502352-0401	502352-0402	502352-0403	502352-0410	4
502352-0500	502352-0501			502352-0510	5
502352-0600	502352-0601	502352-0602	502352-0603	502352-0610	6
502352-0700	502352-0701			502352-0710	7
502352-0800	502352-0801	502352-0802	502352-0803	502352-0810	8
502352-0900	502352-0901	502352-0902	502352-0903	502352-0910	9
502352-1000				502352-1010	10
502352-1100				502352-1110	11
502352-1200				502352-1210	12
502352-1300				502352-1310	13
502352-1400				502352-1410	14
502352-1500				502352-1510	15
206584-0161					16
206584-0241					24

DuraClik 2.00mm Wire-to-Board Connector System



Ordering Information

DuraClik Headers

Vertical Header					Circuit
Natural, Tin	Black, Tin	Red, Tin	Blue, Tin	Natural, Gold	
560020-0220	560020-0221	560020-0222	560020-0223	560020-0230	2
560020-0320	560020-0321	560020-0322	560020-0323	560020-0330	3
560020-0420	560020-0421	560020-0422	560020-0423	560020-0430	4
560020-0520				560020-0530	5
560020-0620	560020-0621	560020-0622	560020-0623	560020-0630	6
560020-0720				560020-0730	7
560020-0820	560020-0821	560020-0822	560020-0823	560020-0830	8
560020-0920				560020-0930	9
560020-1020				560020-1030	10
560020-1120				560020-1130	11
560020-1220				560020-1230	12
560020-1320				560020-1330	13
560020-1420				560020-1430	14
560020-1520				560020-1530	15

www.molex.com/link/duraclik.html

Molex is a registered trademark of Molex, LLC in the United States of America and may be registered in other countries; all other trademarks listed herein belong to their respective owners.